



NEW YORK STATE DOMESTIC VIOLENCE DASHBOARD PROJECT 2010 DATA

Introduction From the Executive Director

This is the 4th Annual New York State Domestic Violence Dashboard which compares data from 2007 through 2010. The Dashboard has been a useful tool for us in government to understand where systems are strong, and where they can be improved. As a summary document, the Dashboard is a basic introduction to what we can measure now about the prevalence of domestic violence in New York State.

With four years worth of data, some trends are taking shape, while other numbers continue to raise questions. There is not one “story” for the data: while some measurements related to prevalence are increasing (cases heard by the court system are on the rise), others are decreasing (intimate partner homicides, which had risen between ’07 and ’08, have decreased, although still remain a significant 7% above ’07 levels). Another increase speaks to particular determination by the State to support crime victims: the number of claims for financial reimbursements granted by the NYS Office of Victim Services (OVS) increased by 69% for victims of domestic violence and by 112% for victims of sexual assault from 2007. This increase is likely due to OVS’s dedication both to improving the speed with which they process applications and to ensuring that as many victims as possible qualify for funds under their statutorily-defined definition. When funds can mean the difference between a victim’s ability to gain safety or not, this change is a terrific improvement.

The source agency for data referenced in each statement is indicated at the end of the sentence: published source material is footnoted. Statistics cited represent data for the 2010 calendar year and are statewide, unless otherwise indicated. The 2007 Dashboard offered a full explanation of each system from which this data was taken, including an [explanation of terminology](#). Since then, we have only explained data points that are new that year. This year, we have two additions. First, the percentage of individuals receiving assistance from the NYS Office for Alcohol and Substance Abuse Services agencies that screen positive for domestic violence – as either an offender or victim. Second, we have added the number of domestic violence-related cases handled by local probation departments.

As conversations turn increasingly to dating abuse and bullying, it is notable that every year since 2007, three teens between the ages of 16 and 19 have been killed by an intimate partner in New York. Also, in 2010, 22% more New Yorkers under age 21 filed for family court orders of protection under the new intimate relationship category than in 2009. It’s important that we address dating violence in our programs that work with youth, especially schools. A model [dating violence policy](#) could provide guidance for these programs.

Teens were not the only victims accessing family court for orders of protection under the expanded definition of “intimate relationship”; in total, 15% of all civil order of protection filings were filed under the new definition in 2010. Notably, 7% of those filings were by individuals in same sex relationships, a 3% increase from 2009. Taken together, the data on teens and same sex couples indicates that the community is becoming more aware of the civil orders of protection now available to them under the new intimate relationship category.

Thank you for reviewing this data summary: it reflects a commitment across agencies to share their information, as well as hard work by OPDV staff to compile it in a way that we hope is useful. We encourage you to read it together with the [2010 NYS Domestic Violence Annual Report](#), which contains a broader summary of the work of our state agencies, as well as a few other community stakeholder organizations¹. Measuring what we see is not the solution, but it is a vital step to reaching one.

Amy Barasch
Executive Director, NYS Office for the Prevention of Domestic Violence

¹ The Domestic Violence Advisory Council is a group defined in statute, which includes 14 state agency representatives, as well as 9 appointed members.

The following agencies contributed to the 2010 Domestic Violence Dashboard Project:

New York City Department of Health and Mental Hygiene (DOHMH)

New York State Division of Criminal Justice Services (DCJS)

New York State DCJS' Office of Probation and Correctional Alternatives (OPCA)

New York State Office for the Prevention of Domestic Violence (OPDV)

New York State Office of Alcoholism and Substance Abuse Services (OASAS)

New York State Office of Children & Family Services (OCFS)

New York State Office of Temporary and Disability Assistance (OTDA)

New York State Office of Victim Services (OVS)

Office of Court Administration (OCA)

Safe Horizon

The Domestic Violence Dashboard Project is a product of the New York State Domestic Violence Advisory Council.

The goals of the Advisory Council are to:

Make recommendations regarding strategies for the prevention of domestic violence.

Assist in the development of appropriate policies and priorities for effective intervention, public education and advocacy.

Facilitate and assure communication and coordination efforts among state agencies and between different levels of government, state, federal, and municipal, for the prevention of domestic violence.



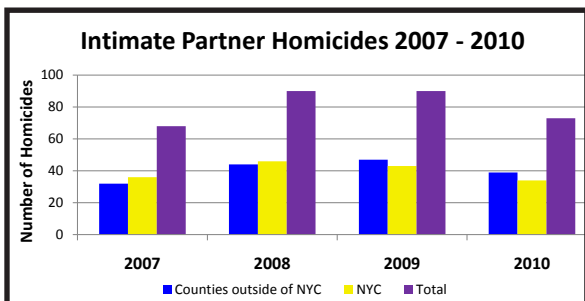


NEW YORK STATE DOMESTIC VIOLENCE DASHBOARD PROJECT 2010 DATA

PUBLIC SAFETY

Homicides

73 intimate partner homicides were reported in 2010, with 34 reported in New York City and 39 in the rest of the State. This represents a 19% decrease from 2009 and a 7% increase from 2007.¹ (DCJS)



In 2010, females were the victims in 85% of the intimate partner homicides in New York State (62 of 73). (DCJS)

Law Enforcement and Probation

In 2010, there were 121,752 total assaults reported by police agencies outside of New York City. Of these, 24% (29,030) were committed by intimate partners.² (DCJS)

In 80% of the intimate partner assaults outside of New York City, the victims were female. (DCJS)

In 2010, there were 5,260 domestic violence-related cases handled by local probation departments in New York State. (OPCA)

Courts

The 40 Domestic Violence Courts heard 37,718 new cases in 2010, a 7% increase from 2009.³ (OCA)

The 46 Integrated Domestic Violence Courts around New York State served 2,736 new

¹ Due to cases being closed after the calendar year, numbers of homicides reported in previous Dashboards have changed slightly. Calculations herein are based on updated information.

² Assaults include both aggravated assaults and simple assaults as defined by the Uniform Crime Reporting (UCR) program. In 2009, the UCR crime classification for Aggravated Harassment in the second degree (Pl.240.30) was changed to simple assault, so 2010 figures cannot be compared to prior years.

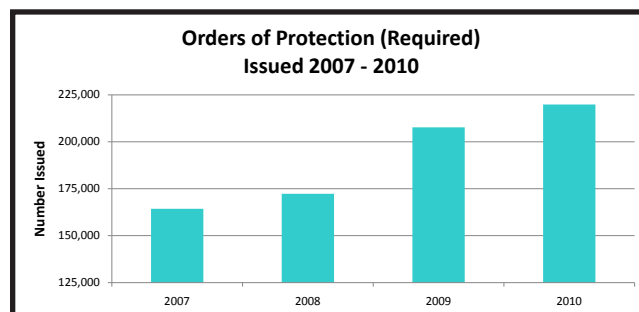
³ Of the 40 Domestic Violence Courts, six do not report data to OCA, primarily town and village justice courts. This is consistent with the way the data was reported in the 2009 Dashboard.

families and handled 17,870 new cases in 2010. (OCA)

In 2010, 15% of the family offense filings in New York State Family Courts fell under the expanded definition of "intimate relationship". Of those, 7% were made by individuals in current or former same-sex relationships, a 3% increase from 2009. (OCA)

New York State courts issued a total of 301,488 orders of protection in 2010, of which 219,876 were required to be recorded in the UCS' Domestic Violence Registry. (OCA)

The number of required orders of protection issued increased 6% from 2009 to 2010 and 34% from 2007. (OCA)



Orders of Protection in UCS' Domestic Violence Registry (Required)								
Statewide	2007 - 2010				Final			
	2007	2008	2009	2010	2007	2008	2009	2010
Family Court	46,757	49,446	56,449	60,121	11,731	11,708	13,613	13,989
Local Criminal Court	63,166	67,518	82,113	89,886	11,773	12,041	15,897	16,939
County/Supreme Criminal Court	13,188	14,526	18,523	16,893	3,768	3,625	3,880	3,423
Supreme Civil/Supreme Court	3,364	3,196	4,096	4,207	1,725	1,667	1,923	1,998
Town and Village Court	6,906	6,606	8,652	9,763	1,953	1,957	2,580	2,657
Total	133,381	141,292	169,833	180,870	30,950	30,998	37,893	39,006

Teen Dating Violence

In 2010, almost 1,100 individuals under the age of 21 filed family offense petitions in New York State Family Courts under the expanded definition of "intimate relationship", a 22% increase from 2009. (OCA)

Three teens between the ages of 16 and 19 were killed by their intimate partner in 2010. The same number of teens in that age range were killed by their intimate partners in 2007, 2008, and 2009. (DCJS)

In New York State, 11% of high school students surveyed in 2009 reported that they were hit, slapped or physically hurt on purpose by their boyfriend or girlfriend and 8% reported that they had been physically forced to have sexual intercourse when they did not want to during the previous 12 months.¹ (CDC 2009)

¹ Centers for Disease Control and Prevention, 2009 High School Youth Risk Behavior Survey.

PUBLIC HEALTH & WELFARE

Public Assistance

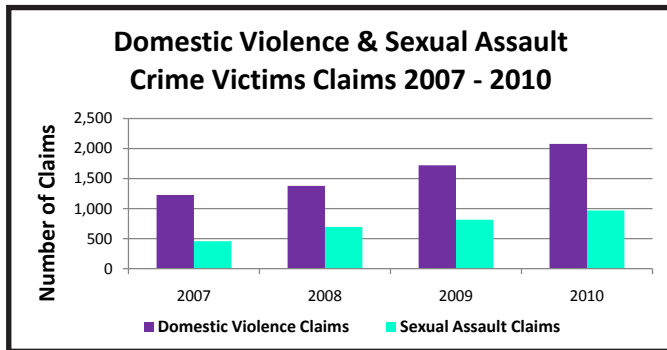
In 2010, the number of applicants for public assistance who indicated danger due to domestic violence was 15,119, a 28% decrease from 2009 and a 2% increase from 2007. (OTDA)

In 2010, Family Violence Option (FVO) waivers were granted to 8,596 applicants under the Temporary Assistance Program, a 24% decrease from 2009 and a less than one percent increase from 2007. (OTDA)

Every county in New York State has at least one trained Domestic Violence Liaison (DVL) and one trained back up. Over 375 DVLs and other public assistance workers were trained on domestic violence in 2010. (OPDV, OTDA)

Domestic Violence Services

The number of crime victims' claims paid to domestic violence victims increased 21% from 2009 and 69% from 2007, and the number of claims paid for sexual assault victims increased 19% from 2009 and 112% from 2007. (OVS)



Almost 390,000 domestic violence and sexual assault hotline calls were received in New York State in 2010.

- New York State's two Domestic and Sexual Violence Hotlines received 14,223 calls in 2010, a 15% decrease from 2009. (OPDV)
- The New York City Domestic Violence Hotline received 119,177 calls in 2010, a 13% decrease from 2009. (Safe Horizon)
- The OCFS-approved local domestic violence hotlines received 251,724 calls in 2010.¹ (OCFS)

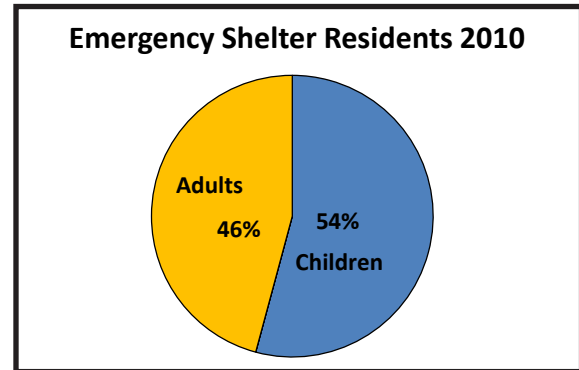
There were 86 OCFS-approved non-residential programs that served 47,060 people in 2010. This represents an increase of people served of 2% from 2009 and 15% from 2007. (OCFS)

¹The number of calls to the OCFS-approved local domestic violence hotlines cited on the 2009 Dashboard reflected the fiscal year, not the calendar year. The number of calls to those hotlines for the calendar year of 2009 was 189,705. Please note that a program with a very high volume of calls became an approved program for 2010 and was not included in the 2009 figure.

Domestic Violence Shelter Services²

There were 165 domestic violence residential programs licensed by OCFS with a total of 3,033 beds, 9 transitional housing programs with 700 beds, and 5 safe home networks containing 32 safe homes in 2010. (OCFS)

In 2010, 15,570 people received emergency shelter in New York State. Over half of them were children, with 7,133 adults and 8,437 children housed. (OCFS)



There were 14,662 adults and 17,480 children denied shelter in 2010, an 8% increase from 2009. The most common reason cited for denial was "facility at capacity". (OCFS)

Health Care and Substance Abuse

In 2009, approximately 3,600 women were treated in New York City emergency departments for injuries resulting from intimate partner violence. (DOHMH 2009)

In 2009, more than 600 men were treated in New York City emergency departments for injuries resulting from intimate partner violence. (DOHMH 2009)

In 2010, OASAS substance abuse treatment providers reported that 11% of discharged clients were identified as having been a victim of domestic violence. For the same time period, OASAS substance abuse treatment providers reported that 5% of discharged clients were identified as having been a perpetrator of domestic violence. (OASAS)

²NYS Office of Children and Family Services, [Domestic Violence Prevention Act Annual Report to the Governor and Legislature, 2010](http://www.ocfs.state.ny.us/main/reports/2010%20DV%20Annual%20Report.pdf). <http://www.ocfs.state.ny.us/main/reports/2010%20DV%20Annual%20Report.pdf>